

J.J. College of Arts and Science (Autonomous)

J.J. Nagar, Sivapuram Post, Pudukkottai

Department of Biotechnology

Students Satisfaction Survey on Overall Institutional Performance (2021 - 2022)

Feedback Analysis Report

1. Curriculum has been updated periodically by introducing new courses

From the survey, it is identified that 19 per cent of the students rated the updation of the syllabus as excellent and felt that the syllabus was up to date being in tune with recent trends in the field concerned. 33 per cent of them also felt the syllabus to be relevant and updated, while 5 per cent of the people satisfied with the updations in the syllabus. Only a meager of 1% regarded the updation in the syllabus to be average.

2. Courses in the curriculum are suitable for employability, entrepreneurship and skill development


When the responses of the students was checked on whether the curriculum is suitable for employability, it was found that 12 per cent of the students felt that their fulfillment of expectations on curriculum was very excellent in securing jobs through the electives or skill based subjects. 38 per cent of the students complimented the courses in the curriculum and felt that it was good in meeting higher level of standards by means of employability. 6 per cent of them felt satisfied with the curriculum while 1 per cent of the students rated the curriculum to be average at securing employability and fulfilling their expectations and the other 1 per cent considered it to be a poor medium.

3. Skill-oriented/Value added courses offered by the department

Value added course help the students to make them improve their knowledge on a specific topic and improve their learning skills which in turn build confidence among them to develop their own strategies to form an effective team to achieve their team goal in the organization, improve their negotiation skills and applying those negotiation skills at workplace. 30 per cent students rated the value added course as good while 26 per cent termed the value added course to be an excellent method of concurrent learning. 14 per cent of them expressed their satisfaction in the courses but felt that slight improvements can be due to increase the standard. 6 per cent thought that the doing VAC courses would not bring much results and is only an average method of learning.

4. The ambience of the classroom is healthy

Classroom environment is one of the most important factors that affect student learning. 10 per cent students rated their classroom ambience as excellent and viewed their classrooms as positive and supportive,



while another 33 of them felt that they had a good classroom atmosphere. 10% of the students perceived the ambience to be satisfactory that provided them safety, security and a positive nurturing environment which is an indispensable part of learning. 5% of students felt the ambience of the classroom to be average.

5. How well did the teacher prepare for the classes and was able to communicate?

The responses evaluating the teacher's presentation and communication skills with the students were also evaluated. It was found that 16 per cent of the students recognized that the teacher's presentation and communication skills were excellent in comprehending and breaking down complex information and conveying the information clearly to the students. 33 % of the students felt good and asserted that the teachers presented the subjects in a manner that sustained their attention which helped them resolve their questions or problems. 7% and 2% of the students felt that the teachers' performance were satisfactory and average respectively.

6. Usage of ICT facilities by the teachers


It was noticed that, 14 per cent of students found in the research that there were excellent and significant correlations amongst teaching-learning conceptions, teaching motivation, and perceptions towards ICT. 30 per cent students have responded as the teacher's knowledge on usage of ICT was good. 11 % of the students ascertained that teachers have high level of knowledge in media and ICT-based learning resources and were satisfied. Only 3% of the students considered it to be average.

7. Fairness of evaluation method followed for CIA & Semester Examinations

It was found that 18 per cent of students have said that, process of internal assessment by teacher was excellent giving all students a fair shake at success in their learning careers. 32 of them responded that the process of internal assessment by teacher was good. 7% of students believed that the evaluation method followed for CIA and semester examinations was satisfactory by all means. Remaining 1% of them felt it was average.

8. Mentoring & Counselling System

Guidance and mentoring play a vital role in the development of student's abilities and skills. It was observed that 19 % of students strongly agreed that the department enhanced student's confidence through better teacher-student contact, enhance his academic performance, providing career guidance and ensuring comfort learning through an excellent mentoring and counselling system. 29 of them felt that the system was good enough to provide the same. There was a satisfactory response of 8% from the students' side towards the mentoring and counselling system. Remaining 2% of them considered mentoring and counselling system to be average.



9. Effectiveness of Guest Lecture Programmes/Seminars/Workshops/Conferences, etc. organized

Programmes like Guest Lectures, Seminars, Workshops, Conferences, etc. are arranged for bridging the gap between academics and industry. 18 per cent of students agreed that the arrangement of guest lectures and other programmes by professionals from industry and academics is on excellent level. While, 32 of them felt that it was good and can be improved slightly. Around 5% of satisfactory response was accounted and 3% of average response was recorded.

10. Availability & Utility of equipment for research activities

The students highly appreciated the academic related infrastructural facilities such as library, laboratories and other facilities. 17% of students recognized that the college has excellent infrastructure and facilities for research, while it was followed by 29 per cent students who agreed that the college has good facilities for the same which totally accounted for 46% of the total student strength. 10% and 2% of the students felt satisfactory and average regarding the availability and utility of equipment for research activities respectively.

11. Extension and outreach programmes conducted by the institution (NSS/RRC/YRC/WEW)


The students' perceptions of the outreach learning environment were overall very positive. 13 per cent students opined that regular extension and outreach programmes like NSS, RRC YRC, WEW, etc. in the college is of excellent level so that they could enhance their skills to a great extent. 35% of them perceived the same, to be good. 8% of respondents gave a satisfactory feedback about the conduct of the extension and outreach programmes and remaining 2 percentage felt it to be an average one.

12. Availability of Digital Resources - Computer/Internet/Smart classroom with ICT Facility/ Wi-Fi.

When the question regarding the availability of digital resources like computer, internet, smart classroom with ICT facility, Wi-Fi, etc. was put forth to the students, 14 of them responded by rating the facilities as excellent which shows the effectiveness of the extent of ICT tools in supporting classroom teaching and learning. 31 of them considered that the department had good facilities for digital resources and felt that slight improvements can be made. On the whole, about 45% of the students identified these facilities to be of excellent or good standards. A satisfactory feedback from 9% of the students and an average response from 4% of the students were obtained.

13. Laboratory, Library and Repographic facilities

Regarding the availability of laboratory, library and repographic facilities, 24% of the students rated them to be excellent and felt that the facilities helped them to learn their subjects. The department boasts high-tech facilities with advanced computers with LAN and internet services through wireless connectivity, and LCD projection systems, hardware and software, digital cameras, printers,



scanners, plotters, photocopying machine and video cameras etc. 28 per cent of the students considered that the facilities are good enough for the students. A satisfactory response of 5% and an average response from 1% of the students were received.

14. Scholarships & Freeships provided by the Institution

To encourage students to take up higher education and research, the department motivates every student to avail scholarships and freeships by the institution. 9% of the students marked their response towards these support to be excellent and the other 34% considered them to be good. 43 per cent of the students felt that the institution helped the needy students by providing them assistance in the form of scholarships and freeships so that they can have more time to focus on their studies.

15. Placement, Capacity Development & Skill enhancement activities organized

16 students from the department strongly agreed that there is an excellent scope for the students to improve their soft skills, language and communication skills, life skills (yoga, physical fitness, health and hygiene) and awareness of trends in technology and creating avenues for securing jobs in reputed organizations. They felt that the department regularly organizes activities in the interests of the students. 30 students agreed that the department does a good thing by hosting these programmes. On the whole, 46 % of the students complimented the department in organizing such placement, capacity development and skill enhancement activities. 12% of the students considered it to be either satisfactory or average.

16. Redressal of student grievances including harassment and ragging cases

The institution has a transparent mechanism for timely redressal of student grievances including sexual harassment and ragging cases. 15 per cent of the students opinioned that the college has excellent system for the redressal of student grievances. 33 per cent rated the system is in good aspects while 8 per cent felt that the college had good redressal system. Only a mere 2 per cent felt it to be an average one.

17. Sports and Cultural events/Competitions organized in the institution

21 per cent of the students strongly agreed that the Sports and Cultural events/Competitions organized in the institution were excellent. 26 per cent of them regarded that the conduct of the events were good. 9 per cent of the students felt that event was satisfactory, while another 2 per cent felt it to be average.

18. Helpful attitude of the administrators and faculty members

When the respondents were asked about the helpful attitude of the administrators and faculty members, 16 per cent of them, considered the same to be excellent while 35 per cent felt that it was good. 6 per cent of the students felt satisfied with the helpful attitude of the administrators and faculty members, while 1 per cent felt it was average.



19. Promotion of gender equity

Regarding the promotion of gender equity, 11 students rated them to be excellent. The department boasts promotion of gender equity in many ways. 38 students considered that the initiatives taken were good. 6 per cent of them felt that it was up to the satisfactory level. Only 3 felt that it was average.


20. Is the campus clean, green and eco-friendly?

The students highly appreciated the clean and green environment. 24 per cent recognized that the college has excellent and clean, green and eco-friendly campus while it was followed by 27 per cent who agreed that the college has good green campus. 6 per cent of them considered it to on satisfactory level while a meagre total of only 1 per cent considered it to be average.



Head of the Department

Dr. G. MANIGANDAN, Ph.D., SET, NET
Head, Department of Biotechnology
J.J. College of Arts and Science (Autonomous)
Pudukkottai - 622 422





Principal

Dr. J. PARASURAMAN, M.A., M.B.A., M.C.A.,
M.Phil., B.Ed., Ph.D.,
PRINCIPAL
J.J. College of Arts and Science
(Autonomous)
J.J. Nagar, Sivapuram Post,
PUDUKKOTTAI - 622 422.

J.J College of Arts and Science (Autonomous)
J.J. Nagar, Sivapuram Post, Pudukkottai – 622 422

Department of Microbiology

Students Satisfaction Survey on Overall Institutional Performance (2021 – 2022)
Feedback Analysis Report

1. The analysis exhibits that majority of the students are extremely satisfied that the Curriculum has been updated periodically by introducing new Courses techniques and very few students expressed their concern for further improvement.
2. Around 60% of students have suggested that the Courses in the Curriculum are suitable for Employability/ Entrepreneurship/ Skill Development. Negligible percentage of students feels that need to be added more.
3. It is interpreted from the analysis that the 55% of students were extremely satisfied with the Skill oriented/Value added Courses offered and few students are expecting for further addition.
4. From the comparison chart it is exhibited that the 50% of students were extremely satisfied that the ambience of the classroom. Majority of the respondents are very satisfied and few students are looking for further improvement in this regard.
5. 40% of students stated that the teachers prepare for the classes in an excellent way and few students said it was good.
6. The analysis shows that 63% of students are extremely satisfied with the usage of ICT facilities by the teachers and few students expressed their concern for improvement.
7. The chart illustrates that the 42% of students were stated that the fairness of evaluation method followed for CIA & Semester examinations was very good and 32% of students gave feedback as 'good'.
8. 57% of students rated that the mentoring & counseling system were excellent and 23% of students were satisfactory.
9. Most of the students suggested that the effectiveness of Guest Lecture Programme/Seminars/ Workshops/ Conferences etc., were excellent and few students said that there is a need of improvement.



10. 59% of students are very much satisfied with the availability & utility of equipment for research activities and a very few students requested for an addition.
11. More than 65% of students are extremely satisfied with the extension and outreach programmes conducted by the institution and few students said it was good.
12. The analysis shows that 70% of students are highly satisfied with the availability of Digital resources. Few students remarked about further improvement is needed.
13. Above 69% of students interpreted that the Laboratory, Library and Reprographic facilities were very much satisfactory and 11% of students felt it was good.
14. Most of the students were extremely satisfied with the Scholarship & Freeships provided by the institution and few students are looking for further improvement.
15. 43% of students rated that the Placement, Capacity Development & Skill enhancement activities organized were good and 33% of students felt unsatisfactory.
16. Around 49% of students are extremely satisfied with the Redressal of student grievances including Harassment and ragging cases and few students felt it was good.
17. From the chart it is noted that 53% of students are very much satisfied with the Sports and Cultural events / Competitions organized in the institution and 21% of students expressed their concern for improvement.
18. 68% of students reported that the helping attitude of administrators & faculty members are excellent and 12% of students said it was good.
19. Most of the students are extremely satisfied with the Promotion of Gender Equity and few students felt it was satisfactory.
20. 67% of students stated the campus is excellently clean, green and eco-friendly and few students found it was good.

Conclusion: The overall suggestion given by the students based on curriculum were excellent. And some of the students are looking for improvement in Placement, Capacity Development & Skill enhancement.


Dr. P. JEEVAN, M.Sc., M.Phil., Ph.D.
Head, Department of Microbiology,
J.J. College of Arts & Science (Autonomous),
J.J. Nagar, Sivapuram (Post),
Pudukkottai - 622 422.




Dr. J. PARASURAMAN, M.A., M.B.A., M.C.A.,
M.Phil., B.Ed., Ph.D.,
PRINCIPAL
J.J. College of Arts and Science
(Autonomous)
J.J. Nagar, Sivapuram Post,
PUDUKKOTTAI - 622 422.

J.J. College of Arts and Science (Autonomous)
J.J. Nagar, Sivapuram Post, Pudukkottai

Department of Biochemistry

Students Satisfaction Survey on Overall Institutional Performance (2021 - 2022)
Feedback Analysis Report

1. The Curriculum has been updated periodically by introducing new courses. The curriculum followed in our department for our undergraduate and postgraduate students is updated periodically by introducing new courses when and where required. The response from the students is the greatest proof for that. Most of the students (85.2 %) were satisfied to a greater extent.
2. Our curriculum is designed in such a manner that not only the employability skills of the students get developed within the students but the entrepreneurial skills also get inculcated within them simultaneously. As a result of which, 80 % of our students have given their feedback as excellent for the query to them regarding the suitability of the curriculum for the development of employability/entrepreneurship/skill within them.
3. We are offering several certificate courses for the students which helps in enhancing their skills to a great extent. Hence most of the students (87%) of the students have given extremely good remarks to our department regarding the skill oriented/value added courses offered by our department.
4. The faculty members of our department take utmost care in maintaining a healthy atmosphere within the classroom so that the students feel comfortable and are able to learn the concepts taught by the faculty members properly by paying due attention towards them. This has been reflected dramatically in the response received by the students. Most of the students (87%) have given positive feedback on the query related to the ambiance maintained within the classroom.
5. Our department faculty members prepare themselves well in advance for the topics which they discuss with the students in the classroom. Also they provide informations regarding the latest findings or news about the topics. This has made the students (88%) to give an extremely constructive comments about the preparation done by the faculty members for the class and also their communicative skill.
6. We exploit the facility available with the computers for taking classes, especially for explaining complicated pathways, so that the students are able to learn with great ease and interest. For this reason 84% of our students have given superior opinion regarding the usage of the ICT facilities by the teachers.
7. Our college controller of examination office is completely automated. After each and every test, examination and assignment, the marks are sent to the students so that they can make a record of it. Based on the test, examination and assignment marks scored by the students, CIA mark is provided to them. Consequently the question of bias gets ruled out automatically. This has been justified by the student's (84%) feedback on the fairness of the evaluation method followed for CIA and Semester examinations.
8. The details regarding each and every student is being maintained by the mentor allotted to that student. So whenever the student comes across any difficulty and approaches his/her mentor, the mentor helps the student in overcoming or solving the



- problem. For this reason, our students (78%) have given fair response for the mentoring system adopted by our department.
9. Our department has the practice of frequently organizing the guest lecture programme/Seminar/Workshops/Conferences etc., during which eminent personalities from reputed institution and organizations are invited who enlighten our students concerning the recent happenings in the field of biological science. We have successfully satisfied all the students (90%) on this criteria.
 10. From the feed-back obtained it is clearly evident that the students (87%) of the students are exceedingly pleased regarding the availability and utility of the equipments within the department for carrying out the research activities.
 11. The reply received from the students (85%) about the extension and outreach programmes conducted by the institution through NSS/RRC/YRC/WEW reflects the good quality maintained by these clubs
 12. Each department is provided with a computer, lap-top with LCD projector and smart classroom with ICT facility. Also our college campus is WiFi enabled one. So our students make use of the digital facility available to utmost level. Therefore 85% of the students have specified their experience as too good.
 13. The excellent laboratory, library and reprographic facilities available has made the students (85%) to give a promising report towards it.
 14. Students enjoy the scholarship and freeship provided both by the government as well as our management during their study period. As a result 86% of the students were awfully fulfilled with their need.
 15. 89% of the students are happy with the placement, capacity development and skill enhancement activities organized within the institution.
 16. The institution has a transparent mechanism for timely redressal of student grievances including sexual harassment and ragging cases. As a result 90% of the students to give a promising report towards it.
 17. It is an established fact that for every human being, sports are second to oxygen in maintaining a good health leading to a happy life. The role of sports has a significant place among other extra-curricular activities. In this context, our college and head of the academic institution has a separate funds to hold sports on daily, weekly, monthly and annual basis. For this reason, our students (81%) have given fair response for the Sports and Cultural events by our department.
 18. The details regarding each and every student is being maintained by the faculty mentor administrators allotted to that student. So whenever the student comes across any difficulty and approaches either administrators or faculty, All the faculty helps the student in overcoming or solving the problem. For this reason, our students (84%) have given fair response for the helpful attitude of administrators and faculty members by our department.
 19. Achieving gender equality is important for the institute not only because it is 'fair' and 'the right thing to do,' but because it is also linked to a country's overall institute growth and performance. Students gender equality is associated with: Improved institutional productivity and growth. This has been justified by the student's (80%) feedback on the fairness of Gender equity



20. A Green Campus is a place where environmental friendly practices and education combine to promote sustainable and eco-friendly practices. With the smart campus initiative gearing up, it is worthwhile to consider our own strategies to handle the waste generated within the campus. In this connection the vermicompost unit would come handy to handle the plant waste materials which not only will help us manage waste but also serves as a student centered project to produce bio-manure. Segregation and collection of dry and wet garbage is in practice. Color coded dustbins are provided across the campus. Solar Roof Top project has been completed in all respect and have started yielding power generation and presently more than 20% of the electricity requirement from electricity board. The plantation program was organized under NSS (National Service Scheme). The students of NSS unit of the college participated in the activity and planted the trees in the college premises. For this reason, our students (88%) have given fair response for green and eco – friendly campus.


27/8/22
Head of the Department

Mrs. S. KANITHA, M.Sc., M. Phil.,
Assistant Professor & Head
DEPT. OF BIO-CHEMISTRY
J.J. COLLEGE OF ARTS & SCIENCE
PUDUKKOTTAI




Principal

Dr. J. PARASURAMAN, M.A., M.B.A., M.C.A.;
M.Phil., B.Ed., Ph.D.,
PRINCIPAL
J.J. College of Arts and Science
(Autonomous)
J.J. Nagar, Sivapuram Post,
PUDUKKOTTAI - 605 002

J.J. College of Arts and Science (Autonomous)
J.J. Nagar, Sivapuram Post, Pudukkottai
PG and Research Department of Botany
Students Satisfaction Survey on Overall Institutional Performance (2021 - 2022)
Feedback Analysis Report

1. Most of the students (94%) were valued high rating the curriculum that has been updated periodically by introducing new courses. Six percentage of students were satisfied the same.
2. 86.6% students field that courses in the curriculum were suitable for employability, Entrepreneurship/ Skill development. Remaining students were satisfied the same
3. 87% students accept and high rated that skill oriented / value added courses offered by our Department. Thirteen percentage of students were satisfied the same.
4. Most of the students 86.7% of the students were accepted that the ambience of the classroom in health. Remaining 13.3% of the students were satisfied the same.
5. Most of the students were satisfied with the teacher preparation for the classes and was appropriately communicated. Very few of them were not accepted the same.
6. Usage of ICT facilities by the teachers was accepted and more than 80% was given by the students.
7. Most of the students (90%) were satisfied with fairness of evaluation method followed for CIA & Semester Examination.
8. Most of the students (91.2%) were satisfied with mentoring & counseling system. Very few of them was given average and poor the same.
9. 100% students field that effectiveness of guest lecture Programme/ Seminars/ Workshops/ Conferences etc. were effectively organized.
10. 95.5% students field that availability and utility of equipment's for search activities was rated in first rank. Remaining students satisfied the same.
11. Most of the students (89%) were accepted that extension and outreach programme like NNS, RRC, YRC and WEM were conducted by the institution. Only 11% of the students are satisfied.
12. Most of the students (89%) were satisfied with the availability of digital resources – computer/ internet/ smart class room with ICT facility/ Wi-Fi.
13. 89% of that students felt that laboratory, library and reprographic facilities were good. Remaining are satisfied.
14. 75.5% of students responded that scholarship and freeships are provided by the institution were good 24.4 % of students responded the same is average.
15. Most of the students (86.7%) were satisfied with placement, capacity development and skill enhancement activities organized. Only 2% of them responded average the same.
16. 82.2% of students commented that the rectification of student's grievances was responded good and excellent.
17. 97.7 % of students responded that the sports and cultural events/ competitions organized by the institution were highly satisfied.
18. 100% were satisfied with the helpful attitude of administrators and faculty members.
19. 91.1% of students commented that promotion of gender equity was satisfied.
20. Most of the students (93.4%) were accepted the campus is clean, eco-friendly and green.


29/8/2022
Head of the Department

Dr. M. Arumugam, M.Sc. M.Phil., Ph.D.
Assistant Professor & Head
PG and Research Dept. of Botan
J.J. College of Arts and Science
Sivapuram, Pudukkottai - 622 422
Tamil Nadu, India.




Principal

Dr. J. PARASURAMAN, M.A., M.B.A., M.C.A.
M.Phil., B.Ed., Ph.D.
PRINCIPAL
J.J. College of Arts and Science
(Autonomous)
J.J. Nagar, Sivapuram Post,
PUDUKKOTTAI - 622 422.

**J.J.COLLEGE OF ARTS AND SCIENCE (AUTONOMOUS)
PUDUKKOTTAI
PG AND RESEARCH DEPARTMENT OF PHYSICS**

Students satisfaction survey on over all institutional performance (2021 - 2022)

1.48.1% of the students (26/54) said that the curriculum has been updated periodically by introducing New courses is Good . Remaining 31.5% of the students (17/54) chosen Excellent and given positive response.

2. 53.7% of the Students(29/54) said that the courses in the Curriculum are suitable for Employability/Entrepreneurship/Skill Development are concurrently Good and 22.2% of the students(12/54) felt that an opportunity are Excellent.

3. 46.3% of the students (25/54) said that the skill oriented\value added courses offered by the department are concurrently good. Remaining 24.1% of the students (13/54) chosen excellent and given positive response.

4.48.1%students (26/54) said that theambience of the classroom is healthyand remaining 29.6% of students (16/54) felt that classroom was excellent and healthy.

5.48.1% of the students (26/54) said that thepreparation for classes by the teachers is good. Remaining, 35.2% of students(19/54)said that the preparation for the classes is excellent and they give positive response.

6. 61.1% of the students(33/54)said that the usage of the ICT facility by the teachers are good.Remaining, 18.5% of the students(10/54) felt that usage of ICT is excellent.

7.56.6% of the students(30/54) felt that the evaluation followed for CIA and semester examinations are good and 29.6% of students(16/54) said that evaluation methods followed for exams are excellent and given positive response.

8. 44.4% of the students(24/54) said that the mentoring and counseling system are good and remaining 31.5% of students(17/54) felt that mentoring and counseling system are excellent. Remaining 14.8% of students(8/54) felt that the mentoring and counseling system are moderate.

9. 35.2% of the students(19/54)felt that the effectiveness of the guest lecture programs/seminars/workshops/conferences organized by the department is good and 25.9% of the students(14/54) said that events conducted by the department is excellent. Remaining, 20.4% of students(11/54)said that the program is moderate.

10.53.7% of the students(29/54) felt thatthe usage and availability of the equipments doing the research activities is good and 24.1% of students(13/54) felt that the usage of the equipments is excellent and given positive response.



11. 30.2% of the students(19/54) said that the extension and outreach programs conducted by the institution is good. Remaining 25.9% students(14/54) felt that extension and outreach programs conducted by the institution is excellent and 16.7% students(9/54) felt that the program is moderate.

12. 37% of the students(20/54) felt that the availability of digital resource such as computer, smart class, internet facility are good and 25.9% of students(15/54) said that the availability of the digital resources is excellent. Remaining, 24.5% of students(8/54) said that the digital resources availability is moderate.

13. 46.3% of the students(25/54) said that the laboratory, library, reprographic provided by the institution is excellent and 38.9% of students(21/54) felt that the facilities provided by the institution is good and they give positive response.

14. 42.6% of the students(23/54) felt that the scholarships and freeships provided by the institution is good and 25.9% of students(14/54) felt that the scholarships and freeships provided by the institution is excellent. Remaining, 18.5% of students(10/54) opiniated that the schemes are moderate.

15. 48.1% of students(26/54) said that the placements, capacity development and skill enhancement activities organized by the department is good and remaining 25.9% of students(14/54) felt that enhancement activities are excellent and give positive response.

16. 42.6% of students redressal of student greivances about the harrsement and ragging are good and 33.3% of students opiniated that redressal of student grievances are excellent.

17. 38.9% of students(21/54) felt that sports, cultural events, competitions organized by the institution is good and 20.4% of students(11/54) said that the events organized by the institution is excellent. Remaining 14.8% of students(6/54) said that the events are moderate.

18. 48.1% of students(26/54) felt that the helpful attitude of the administrator and the faculty members are good. Remaining 22.2% of students(12/54) felt that the helpful attitude of the administrator and the faculty members are excellent and give positive response.


19. 54.7% of students said that the promotion of gender equality in the institution is good and 20.4% of the students said that the promotion of gender equality in the institution is excellent.

20. 51.9% of the students(28/54) said that the campus was maintained clean and eco-friendly. Remaining 37% of the students(20/54) felt that maintenance of the campus is good and they give positive response.

TKL
27/8/22

Head of the Department

Dr. M.K. MURALI, M.Sc., M.Phil., Ph.D.
HEAD AND ASSISTANT PROFESSOR,
PG. AND RESEARCH DEPARTMENT OF PHYSICS
J.J. COLLEGE OF ARTS AND SCIENCE (AUTONOMOUS)
J.J. NAGAR, SIVAPURAM,
PUDUKKOTTAI - 622 422.



P. Parasuraman
27/8/22

Principal

Dr. J. PARASURAMAN, M.A., M.B.A., M.A.
M.Phil., B.Ed., Ph.D.

PRINCIPAL
J.J. College of Arts and Science
(Autonomous)
J.J. Nagar, Sivapuram Post,
PUDUKKOTTAI - 622 422.

**J.J. College of Arts and Science (Autonomous)
J.J. Nagar, Sivapuram Post, Pudukkottai**

Department of Chemistry

**Students Satisfaction Survey on Overall Institutional Performance (2021 - 2022)
Feedback Analysis Report**

1. The Curriculum has been updated periodically by introducing new course.

The data was collected by sending google form to the students . Totally eighty seven (87 students) responses have been collected from the students , out of which 67.8 % (59) response were “ excellent “ 31% (27) recorded “ good” , 1.2 %(1) ticked satisfactory. This shows the responses is highly positive.

2. Courses in the curriculum are suitable for employ ability.

It was noticed that 51 students (58.6 %) have chosen excellent : 35 students (40.2%) have chosen “good” only one student have ticked “satisfactory “ with 1.2% . Thus is also highly positive feedback.

3. Skill oriented / value added courses offered by your department .

It was observed that 64.4% (56 students) have marked “excellent “ 33.3% (29 students) have chosen “good” where as 2.3 % (2 students) have selected “satisfactory “. This will be probed further.

4. The ambience of the classroom is healthy

54 students have selected “excellent “ and 33 students have chosen the option “good” the response is favorable positive there are no negative response.

5. How well did the teacher prepare for the classes and was able to communicate.

59 students (67.8 %) have recorded “excellent “ 28 students with 32.2% have marked “good” to the question . This shows a highly positive feedback.

6. Usage of ICT facilities by the teacher .

48 students (55.27%) feel that there was a “excellent “ for usage of ICT tools . 39 students (44.8%) have chosen the option “good” this shows that there are no negative responses.

7. Fairness of evaluation method followed for CIA and semester examination .

64.6% of responses (56 students) have recorded “excellent “ 35.6% (31 students) have recorded “good” to the question . this shows that highly positive feedback.



8. Mentoring and counselling system .

47 students with 54% have rated as “excellent “ 40 students (46%) have marked “ good”. this shows all the resonances are highly satisfied on this count.

9. Effective of guest lecture programme / seminar / workshop conference etc organized

Regurading gust lecturer programme , 59/87 (67.8%) find them “excellent “ 28/87 (32.2%) rated them as “good “ this shows a high degree of positive feedback to the question.

10. Availability and utility of equipment for research activities .

49 students with 56.3% selected the option “excellent “ 35 students with 40.2% have chosen “good” thus shows the majority of the students were satisfied to the question two students have recorded “satisfactory “ one students have chosen “average”.

11. Extension and outreach programme conducted by the institution (NSS/ RRC/YRC/NEW).

Regarding outreach programme 67.8 % of respodences have recorded “ excellent “ . 31 % of respodences have chosen “good” .only one students with 1.2 % have marked as “satisfactory “ . this show the majority of respodences are satisfied.

12. Availability of digital resources- computer / internet/ smart class room with ICT facility / wi-fi.

43 students (49.49 %) have marked “ excellent “ 42 students (48.3 %) have chosen “good” one students has linked “satisfactory” . only one students has chosen “poor” .in future ,the percentage of poor with will be rectified .

13. Laboratory, library and repro graphic facilities .

69 % of the students (60 students) have marked “ excellent “ .29.9 % of the students (26 students) have marked as “good” only one students (1.1%) have selected “ average “ there are responses under poor .this is a highly positive feedback.

14. Scholarship and free ships provided by the institution .

52.9 % respodences (46 students) have chosen “excellent “ 46 % (40 students) have ticked as “good” . only 1.1 % (one students) have selected . the option average and poor drawn a blank .so the feedback is encouraging .



G. Deep
27/11/2022

15. Placement, capacity development and skill enhancement activities organized .

50 students (57.5) have recorded as “ excellent “ 37 students (42.5 %)as”good”.there are no responses under average and “poor”.this shows the high degree of positive feedback.

16. Redressal of students grievances including harassment and ragging cases.

57.5 % of students (50 students) have selected”excellent” . (37 student) have marked as “ good” to the question. Thus is no responses under average of poor . this shows the feedback is highly encouraging .

17. sports and cultural events / competitions organized in the institution .

Sports and cultural events has been rated as “ excellent “ by 49 students out of 87(56.3%) as “ good” by 38 out of 87 (43.7). rest of the option have drawn a blank.this was highly positive feedback.

18. Help attitude of administrator's and family members.

56 students (56.4%)have recorded “excellent” 30 students have noted as “ good”. only one students have “satisfactory” .this shows the positive feedback.

19. promotion of gender equity .

Among the 87 students ,52 students (59.8%) were rated as “excellent “ .33 students were rated as “ good” , the remaining option have drawn a blank .this is noted as highly positive .

20. Is the campus , green and friendly .

63.2 % of response (55 students) have marked as “ excellent “ .34.5 (30 students) have given “good” .only 2.3 % (25 students) have ticked “satisfactory “ this indicates the positive feedback.

Head of the Department

Dr. C. MUTHUKUMAR, M.Sc.,M.A.,M.Phil.,B.Ed.,Ph.D.
Head, Dept. of Chemistry
J.J. College of Arts & Science (Autonomous)
Sivapuram, Pudukkottai-622 422.



Principal

Dr.J.PARASURAMAN,M.A.,M.B.A.,M.C.A.
M.Phil.,B.Ed.,Ph.D.
PRINCIPAL
J.J. College of Arts and Science
(Autonomous)
J.J. Nagar, Sivapuram Post,
PUDUKKOTTAI - 622 422


J.J. College of Arts and Science (Autonomous)
J.J. Nagar, Sivapuram Post, Pudukkottai

Department of Mathematics

Students Satisfaction Survey on Overall Institutional Performance (2021 - 2022)
Feedback Analysis Report

1. About curriculum update on new courses 93% of students agree with excellent and good, remaining agree with satisfactory.
2. 89% of students agree with excellent and good about the Curriculum are suitable for Employability / Entrepreneurship / Skill Development and the remaining are satisfactory and average.
3. Concerning Opportunity provided to do Value added Courses concurrently 93% of students accept with Excellent and Good remaining are satisfactory and average.
4. 86% of students accept with excellent and good and remaining are satisfactory and average about the ambience of the classroom.
5. 94% of students assent with excellent and good and remaining are satisfactory and average about the teacher prepare for the classes and was able to communicate.
6. 85% of the students said Excellent and Good about Usage of ICT facilities by the teachers and the remaining said it is satisfactory and average.
7. Regarding fairness of evaluation method followed for CIA & Semester Examinations, 91% of the students agree with Excellent and Good and remaining agree with satisfactory and average.
8. 89% of students agree with excellent and good, remaining are satisfactory about mentoring & Counselling System.
9. 92% of students agree with excellent and good, remaining are satisfactory and average about Effectiveness of Guest Lecture Programme / Seminars / Workshops / Conferences etc. organized.
10. 85% of students assent with excellent and good, remaining are satisfactory about availability and utility of equipment for research activities.
11. Concerning about extension and outreach programmes 93% of students agree with excellent and good, remaining agree with satisfactory.
12. About availability of digital sources 92% of students agree with excellent and good, rest of them agree with satisfactory.

With reference to Laboratory, Library and Reprographic facilities 91% of students agree with excellent and good, remaining agree with satisfactory.



A handwritten signature in blue ink, appearing to be "G. D. ...".

14. 90% of students agree with excellent and good, remaining are satisfactory about Scholarship & Freeships provided by the Institution.

15. About Placement, Capacity Development and Skill Enhancement activities organized 89% of students agree with excellent and good, remaining agree with satisfactory.


16. 92% of students said Excellent and Good and remaining are satisfactory on Redressal of student grievances including Harassment and ragging cases.

17. 89% of students accept with Excellent and Good and remaining are satisfactory about Sports and Cultural events / Competitions organized in the Institution.

18. Concerning about Helpful attitude of administrators & faculty members, 92% of students agree with excellent and good, remaining agree with satisfactory.

19. 92% of students concur with excellent and good, rest of them agree with satisfactory for Promotion of Gender Equity.

20. With reference to Campus Clean, Green and Eco-friendly facilities 92% of students agree with excellent and good, remaining agree with satisfactory.


27/08/2022
Head of the Department

Dr. S. PRIYADARSHINI, M.Sc., M.Phil., M.B.A., Ph.D.
HEAD
DEPARTMENT OF MATHEMATICS
J.J. COLLEGE OF ARTS AND SCIENCE (AUTONOMOUS)
PUDUKKOTTAI - 622 422.




27/8/2022
Principal


J.J. PARASURAMAN, M.A., M.B.A., M.C.
M.Phil., B.Ed., Ph.D.
PRINCIPAL
J.J. College of Arts and Science
(Autonomous)
J.J. Nagar, Sivapuram Post,
PUDUKKOTTAI - 622 422.

**J.J. College of Arts and Science (Autonomous)
J.J. Nagar, Sivapuram Post, Pudukkottai**

Department of Computer Science

**Students Satisfaction Survey on Overall Institutional Performance (2021 - 2022)
Feedback Analysis Report**

1. For the question on the periodical updation of curriculum by introducing new courses 86% answered very good, the remaining 14% said it is satisfactory or average.
2. When asked if the Courses in the Curriculum are suitable for Employability / Entrepreneurship / Skill Development, 84% answered excellent or good , the remaining 16% answered it was satisfactory or average.
3. When asked about Skill oriented / Value added courses offered by the Department, 79% answered excellent or good, the rest of the 21% answered satisfactory or average.
4. When asked if the ambience of the classroom is healthy, 83% said it is excellent or good, 17% said it is satisfactory or average.
5. When asked how well the teachers prepare for the classes and are able to communicate, 86%answered it is excellent, the rest of 14% felt it was average or satisfactory.
6. For the question about the usage of ICT facilities by the teachers 77% said it is excellent or good, the remaining 13% said it satisfactory.
7. About the fairness of evaluation method followed for CIA & Semester Examinations, 81% gave their feedback excellent or good, the remaining 19%felt it is satisfactory or average.
8. When asked about the mentoring & Counselling System 79% answered it is excellent or good, 13% felt it is satisfactory; the remaining 8% felt it is satisfactory.
9. For the question about the effectiveness of Guest Lecture Programme / Seminars / Workshops / Conferences etc. organized, 77% said it is excellent or good, the rest of them felt it is satisfactory or average.
10. When asked about the availability & Utility of equipments for research activities, 74% said it is excellent or good, 13% said it is satisfactory and the rest of them said it is average.



11. For the question about the extension and outreach programmes conducted by the institution (NSS / RRC / YRC / WEW), 77% felt it is excellent or good, 13% felt it is satisfactory and the remaining of them felt it is average.
12. When asked about the availability of Digital Resources - Computer / Internet / Smart classroom with ICT Facility / Wi.Fi., 78% answered excellent or good, 13% felt it is satisfactory and the remaining answered it is average.
13. For the question about the Scholarship & Freeships provided by the Institution, 73% answered excellent or good, 12% answered satisfactory and the remaining students said it is average.
14. For the question about Library and Reprographic facilities, 90% said it is excellent or good, the remaining said it is satisfactory or average. P0
15. When asked about placement , Capacity Development & Skill enhancement activities organized, 74% answered excellent or good, 12% said it is satisfactory and the rest of them felt it is average.
16. For the question about the Redressal of student grievances including Harassment and ragging cases, 83% answered excellent or good, the rest of the students answered it is satisfactory or average.
17. For the question about Sports and Cultural events / Competitions organized in the Institution, 77% answered it is excellent or good ,12% felt it is satisfactory and the remaining answered it is average.
18. When asked about the helpful attitude of administrators & faculty members, 80% felt it is excellent or good, the remaining said it is satisfactory or average.
19. For the question about the promotion of Gender equity, the remaining answered it is satisfactory or average.
20. When asked if the campus clean, green and eco - friendly, 85% answered it is excellent, the remaining answered it is satisfactory or average.

S. Sudha
Head of the Department

Dr. S.SUDHA M.Sc.,M.Phil.,Ph.D.,SE
Vice Principal and Head,
Department of Computer Science
J. College of Arts and Science (Autonomous)
Pudukkottai - 822 422



Dr. J. Parasuraman
Principal

Dr. J. PARASURAMAN, M.A., M.B.A., M.C.A.,
M.Phil., B.Ed., Ph.D.

PRINCIPAL
J.J. College of Arts and Science
(Autonomous)
J.J. Nagar, Six Mile Cross Post,
PUDUKKOTTAI - 822 422

J.J. College of Arts and Science (Autonomous)
J.J. Nagar, Sivapuram Post, Pudukkottai

Department of Information Technology

Students Satisfaction Survey on Overall Institutional Performance (2021 - 2022)
Feedback Analysis Report

1. The curriculum has been updated periodically by introducing new courses sixty eight percentages of the students feel that excellent, twenty four percentage of students feel that good, six percentage of students feel that satisfactory, one percentage of student feel that average and remaining one percentage of student poor.
2. Forty nine percentages of the students feel that excellent, thirty eight percentage of students feel that good, five percentage of students feel that satisfactory and eight percentage of student feel that average in the courses of the Curriculum are suitable for Employability / Entrepreneurship / Skill Development because it is also based on electives and skill base subjects.
3. Sixty two percentages of students feel that excellent, twenty six percentages of students feel that good, six percentages of students satisfactory, five percentage of students average and remaining one percentage student poor response to the opportunity provided to do skill oriented / value added courses offered by our department.
4. Fifty one percentages of the students feel that excellent, thirty four percentages of students feel that good; four percentages of students satisfactory, seven percentages of students average and remaining four percentage students poor in the ambience of the classroom environment is healthy.
5. The sixty percentages of the students said that the preparation of the class and communication of the teacher was excellent, twenty seven percentages feel that good, seven percentages of students satisfactory, four percentages of students average and remaining two percentage student poor.
6. Fifty four percentages of the students feel that excellent, thirty six percentage students feel that good, five percentages of students satisfactory, four percentages of students average and remaining one percentage student poor in usage of ICT facilities by the teachers.



7. Fifty nine percentages of the students feel that excellent, twenty nine percentage of the students feel that good, seven percentage of students satisfactory, two percentage of students average and remaining three percentage student poor of the Fairness of evaluation method followed for CIA and Semester Examinations
8. Mentoring and counselling system are excellent in fifty five percentage, twenty seven percentage good, ten percentage in satisfactory, one percentage average and remaining seven percentage are poor.
9. Effectiveness of Guest Lecture Programme / Seminars / Workshops / Conferences etc. organized are excellent in fifty eight percentage, thirty percentage in good, five percentage in satisfactory, five percentage in average and remaining two percentage are poor.
10. Fifty one percentages of the students feel that excellent, thirty three percentage students feel that good, ten percentages of students satisfactory, three percentages of students average and remaining three percentage student poor in availability & Utility of equipment for research activities.
11. Extension and outreach programmes conducted by the institution (NSS / RRC / YRC / WEW) are excellent in fifty five percentage, thirty one percentage in good, six percentage in satisfactory, five percentage in average and remaining three percentage are poor.
12. Fifty six percentage of the students feel that excellent, twenty six percentage students feel that good, six percentage of students satisfactory, six percentage of students average and remaining six percentage student poor in availability of Digital Resources - Computer / Internet / Smart classroom with ICT Facility / Wi.Fi.
13. Fifty percentages of the students feel that excellent, thirty six percentage students feel that good, seven percentages of students satisfactory, six percentages of students average and remaining one percentage student poor in Laboratory, Library and Reprographic facilities.
14. Scholarship and Freeships provided by the Institution are excellent in fifty percentages, thirty five percentage in good, nine percentages in satisfactory and six percentage in average.
15. Fifty one percentages of the students feel that excellent, twenty nine percentage students feel that good, six percentages of students satisfactory, four percentages of students average and remaining ten percentage student poor in Placement, Capacity Development & Skill enhancement activities organized.
16. Fifty nine percentage of the students feel that excellent, thirty four percentage students feel that good, five percentage of students satisfactory, one percentage of students average and



remaining one percentage student poor in redressal of student grievances including Harassment and ragging cases

17. Fifty eight percentages of the students feel that excellent, twenty six percentage students feel that good, six percentages of students satisfactory, seven percentages of students average and remaining three percentage student poor in sports and cultural events / competitions organized in the Institution.
18. Helpful attitude of administrators and faculty members services in the institution are excellent in fifty four percentage, thirty one percentage in good, seven percentage in satisfactory, six percentage in average and remaining two percentage are poor.
19. Fifty nine percentages of the students feel that excellent, twenty nine percentage students feel that good, six percentages of students satisfactory, three percentages of students average and remaining three percentage student poor in Promotion of Gender equity.
20. Fifty seven percentage of the students feel that excellent, thirty seven percentage students feel that good, four percentage of students satisfactory and remaining two percentage of students feel that average in the campus clean, green and eco – friendly.


27/08/20
Head of the Department

Dr.R.MANIMARAN, Ph.D.,
HEAD
Department Of Information Technology,
J.J.College of Arts & Science(Autonomous)
Sivapuram, Pudukkottai-622 422.




27/08/20
Principal
Dr.J.PARASURAMAN, M.A., M.B.A., M.C.A.
M.Phil., B.Ed., Ph.D.
PRINCIPAL
J.J. College of Arts and Science
(Autonomous)
J.J. Nagar, Sivapuram Post,
PUDUKKOTTAI - 622 422.

J.J COLLEGE OF ARTS AND SCIENCE (Autonomous)

J.J.Nagar, Sivapuram Post, Pudukkottai – 622 422.

Department of Computer Applications

Students Satisfaction Survey on Overall Institutional Performance (2021 – 2022)

Feedback Analysis Report

No of Students: 179

1. 89 (49.72%) students have stated about the curriculum which is being updated periodically by introducing new courses as Excellent, 76 (42.46%) students have given their feedback as Good, 10 (5.57%) students have said it is Satisfactory, 2 (1.12%) students have said it is on average and 2 (1.13%) students have stated it as Poor.
2. 78 (43.58%) of the students stated that framing the courses in the curriculum as suitable for Employability / Entrepreneurship / Skill Development is Excellent, 75 (41.89%) of the students stated it as Good, 17 (9.49%) students stated it as Satisfactory, 8 (4.46%) students stated it as average, 1 (0.58%) student have stated it as Poor.
3. 86 (48.04%) students have stated Excellent about the Skill oriented / Value added courses offered by the Department ,73 (40.78%) of the students have said Good, 13 (7.26%) of our students have stated it as Satisfactory, 3 (1.67%) students have stated it as average and 4 (2.25%) students have stated it as Poor.
4. 79 (44.13%) of the students have stated Excellent for maintaining the ambience of the classroom as healthy, 74 (41.34%) students have stated it as Good, 15 (8.37%) of the students have stated Satisfactory in the above mentioned, 8 (4.47%) students have stated it as average and 3 (1.69%) students have stated it as Poor.
5. 92 (51.39%) of the students stated that the effort taken by the teacher to prepare for the classes and to communicate it, is Excellent, 76 (42.46%) of the students stated it as Good. Only 5 (2.79%) of the students have stated it as Satisfactory. 5 (2.79%) students have stated as average and 1 (0.57%) student have stated it as Poor.
6. 83 (46.37%) of the students stated that the usage of ICT facilities by the teachers is Excellent. 78 (43.57%) of the students stated that it is Good and 12 (6.70%) of the students have said it as Satisfactory. 5 (2.79%) students have stated as average and 1 (0.57%) student have stated it as Poor.



7. 78 (43.57%) of the students stated that the Fairness of evaluation method followed for CIA & Semester Examinations is Excellent. 79 (44.13%) students have stated as Good. 15 (8.42%) students have stated as Satisfactory. 5 (3%) students have stated as average and 1 (0.88%) student have stated it as Poor.
8. 74 (41.34%) of the students have stated that the Mentoring & Counselling System is Excellent and 85 (47.48%) of the students have stated as Good. 15 (8.38%) students have said it as Satisfactory. 4 (2.23%) students have stated it as average and 1 (0.57%) student have stated it as Poor.
9. 82 (46%) of the students stated that the Effectiveness of Guest Lecture Programme / Seminars / Workshops / Conferences etc. organized is Excellent. 75 (42.0%) of the students have stated it as Good. 15 (8.38%) of them have stated it as Satisfactory. 4 (2.23%) students have stated it as average. Only 3 (1.39%) students have stated it as Poor.
10. 84 (46.93%) of the students have said that the Availability & Utility of equipment for research activities is Excellent. 69 (38.55%) of the students have stated it as Good. 17 (9.49%) students have stated it as Satisfactory. 7 (3.91%) students have stated it as average. only 2 (1.12%) students have said it as Poor.
11. 83 (46.37%) of the students have stated that the Extension and outreach programmes conducted by the Institution (NSS / RRC / YRC / WEW) is Excellent. 75 (41.89%) of the students have stated it as Good. 12 (6.70%) students have stated it as Satisfactory. 7 (3.91%) students have stated it as average. 2 (1.13%) students have stated it as Poor.
12. 85 (47.48%) of the students have stated that the Availability of Digital Resources – Computer / Internet / Smart classroom with ICT Facility/ Wifi is Excellent. 69(38.55%) of the students have stated it as Good. 18 (10.05%) students have stated it as Satisfactory and 5 (2.79%) students have stated it as average. only 2(1.13%) students have stated it as Poor.
13. 90 (50.27%) of the students stated that the Laboratory, Library and Reprographic facilities is Excellent, 66 (36.90%) of them have stated as Good. 17 (9.49%) of them have stated it as Satisfactory. 3 (1.67%) of them have stated it as average. Only 3 (1.67%) students have stated it as Poor.
14. 69 (38.55%) of the students have stated that the Scholarship & Free ships provided by the Institution is Excellent. 80 (44.69%) of the students have stated it as Good. 17



- (9.49%) of the students have said it as Satisfactory. 6 (3.35%) of the students have stated it as average and 7 (3.92%) students have stated as Poor.
15. 73 (40.78%) of the students have stated that the Placement, Capacity Development & Skill enhancement activities organized is Excellent. 71 (39.66%) of the students have stated it as Good. 14 (7.82%) of them have stated as Satisfactory. 13 (7.26%) students have stated it as average. 8(4.48%) students have stated it as Poor.
16. 77 (43.00%) of the students have stated that the Redressal of student grievances including Harassment and ragging cases is Excellent. 85 (47.50 %) of the students have stated it as Good. 12 (6.8 %) of them have stated as Satisfactory. 2 (1.1 %) students have stated it as average. 3 (1.7%) students have stated it as Poor.
17. 85 (47.50%) of the students have stated that the Sports and cultural events / competitions organized in the institution are Excellent. 70 (39.10%) of the students have stated it as Good. 13 (7.3%) of them have stated as Satisfactory. 7 (3.9%) students have stated it as average. 4 (2.23%) students have stated it as Poor.
18. 83 (46.40%) of the students have stated that the helpful attitude of the administrators and faculty members are Excellent. 69 (38.55%) of the students have stated it as Good. 19 (10.61%) of them have stated as Satisfactory. 4 (2.23%) students have stated it as average. 4 (2.23%) students have stated it as Poor.
19. 78 (43.60%) of the students have stated that the promotion of Gender Equity is Excellent. 76 (40.78%) of the students have stated it as Good. 13 (7.30%) of them have stated as Satisfactory. 6 (3.40%) students have stated it as average. 6 (3.40%) students have stated it as Poor.
20. 73 (40.78%) of the students have stated that the Campus is clean, green and Eco friendly is Excellent. 71 (39.66%) of the students have stated it as Good. 14 (7.8%) of them have stated as Satisfactory. 13 (7.30%) students have stated it as average. 8(4.60%) students have stated it as Poor.

CONCLUDING REMARKS:

89 (49.72%) students have stated about the curriculum which is being updated periodically by introducing new courses as Excellent. 78 (43.58%) of the students stated that framing the courses in the curriculum as suitable for Employability / Entrepreneurship / Skill Development is Excellent. 86 (48.04%) students have stated Excellent about the Skill oriented / Value added courses offered by the Department. 79 (44.13%) of the students have



stated Excellent for maintaining the ambience of the classroom as healthy. 92 (51.39%) of the students stated that the effort taken by the teacher to prepare for the classes and to communicate it, is Excellent. 83 (46.37%) of the students stated that the usage of ICT facilities by the teachers is Excellent. 78 (43.57%) of the students stated that the Fairness of evaluation method followed for CIA & Semester Examinations is Excellent. 74 (41.34%) of the students have stated that the Mentoring & Counselling System is Excellent. 82 (46%) of the students stated that the Effectiveness of Guest Lecture Programme / Seminars / Workshops / Conferences etc. organized is Excellent. 84 (46.93%) of the students have said that the Availability & Utility of equipment for research activities is Excellent. 83 (46.37%) of the students have stated that the Extension and outreach programmes conducted by the Institution (NSS / RRC / YRC / WEW) is Excellent. 85 (47.48%) of the students have stated that the Availability of Digital Resources – Computer / Internet / Smart classroom with ICT Facility/ Wifi is Excellent. 90 (50.27%) of the students stated that the Laboratory, Library and Reprographic facilities is Excellent. 69 (38.55%) of the students have stated that the Scholarship & Freeships provided by the Institution is Excellent. 73 (40.78%) of the students have stated that the Placement, Capacity Development & Skill enhancement activities organized is Excellent. 77 (43.00%) of the students have stated that the Redressal of student grievances including Harassment and ragging cases is Excellent. 85 (47.50%) of the students have stated that the Sports and cultural events / competitions organized in the institution are Excellent. 83 (46.40%) of the students have stated that the helpful attitude of the administrators and faculty members are Excellent. 78 (43.60%) of the students have stated that the promotion of Gender Equity is Excellent. 73 (40.78%) of the students have stated that the Campus is clean, green and Eco friendly is Excellent.

Thus, the students agree that the overall Institutional Performance is excellent.

S.S. Sathish
Head of the Department 27/8/22

Dr. S.J. Sathish Aaron Joseph
 M.Sc., M.Phil., P.G.D.E.Com., B.Ed., Ph.D.,
 Head, Dept. of Computer Applications,
 J.J. COLLEGE OF ARTS AND SCIENCE (AUTONOMOUS),
 SIVAPURAM POST, PUDUKKOTTAI - 622 422



P. Parasuraman
Principal

Dr. J. PARASURAMAN, M.A., M.B.A., M.C.A.,
M.Phil., B.Ed., Ph.D.,
PRINCIPAL
J.J. College of Arts and Science
(Autonomous)
J.J. Nagar, Sivapuram Post,
PUDUKKOTTAI - 622 422.

Department of Visual Communication

Student Satisfaction Survey on Overall Institutional Performance (2021-2022)
Feedback Analysis Report

1. The curriculum has been updated periodically by introducing new courses:

The analysis of the Students feedback clearly depicts that they are well satisfied with the curriculum development and revision. 30 % of the students feel its Excellent about Curriculum and 56.7 % of Students were agreed it's good.

2. Courses in the curriculum are suitable for Employability/ Entrepreneurship/ Skill development:

26.7 % of the Students have agreed that they have Excellent Courses for Employability and 56.7 % of Students states that it is good.

3. Skill oriented / Value added courses offered by your Department.

30 % of the students strongly agreed that its Excellent to have a Value added Course in the department. 43.3 % of the students agreed that it's good to have such a courses and 20 % of the students agreed that it's Satisfactory.

4. The ambience of the classroom is healthy.

36.7 % of Students feel that they have excellent ambience, 46.7 % of students feels good about the healthy features in the classroom and 13.3 % of students feels Satisfactory about the healthy features in the classroom.

5. How well did the teacher prepare for the classes and was able to communicate?


46.7 % of students were agreed that it is Excellent and 43.3 % feels that it is good that the teacher is prepared well for their classes and they have excellent communication skills.

6. Usage of ICT facilities by the teachers.

It is observed from the students that 23.3 % were excellent so they expressed in need of more ICT facilities. 63.3 % says it's good and 13.3 % says it's Satisfactory

7. Fairness of evaluation method followed for CIA and Semester Examinations.

26.7 % of Students strongly agreed that it is the excellent method of CIA evaluation and 43.3 % feels it's good, 26.7 % of the students feel it's satisfactory



8. Mentoring and counselling System.

36.7 % feels it's Excellent, 40 % students gave a Good response about the Mentoring and counselling system and 13.3 % students gave a Good response about the Mentoring and counselling system

9. Effectiveness of Guest lecture Programme/ Seminars / Workshops / Conference etc. Organized.

33.3 % of students feels it's Excellent and 46.7 % of students feels that its good so from these we can understand that majority of the students said that all the above mentioned programmes were very effective.

10. Availability and utility of equipment for research activities.

30 % of Students agreed that the availability and the utility of research activities were Excellent, 46.7 % of students agreed its good and 16.7 % of students agreed its Satisfactory. Only few reported that still improvement is needed to research activities.

11. Extension and Outreach programmes conducted by the institution (NSS /RRC/YRC/WEW)

Almost all students are involved in doing any one of the outreach programme or Extension activity about 30 % of students feels its Excellent, 36.7 % of students feels it's good to serve Society and to have rapport building with the Public and 23.3 % of students feels it Satisfactory.

12. Availability of digital Resources – Computer / Internet/ Smart Class Room with ICT facility / Wi- Fi.

30 % of the students gave Positive Response about the availability of digital resources is Excellent, 50 % of the students feels Good about it and 13.3 % of the students feel it Satisfactory.

13. Laboratory, library and Reprographic facilities.

36.7 % of Students gave a positive feedback about the facilities is excellent, 43.3 % of students feels good about it.

14. Scholarships and Freeships provided by the institutions.

Majority of the students expressed that Scholarships and freeships is provided by the institution is excellent suggested by 26.7 % of Students is excellent, 43.3 % of students feels good and 13.3 % of the students feel it Satisfactory.



15. Placement, Capacity Development & Skill enhancement activities organized.

33.3 % of Students feels that placement is excellent, few students feels that still improvement is needed and remaining 33.3 % Students feels good about it, 20 % of the students feel it Satisfactory.

16. Redressal of student grievances including Harassment and ragging cases.

30 % of Students agreed that redressal of student grievances including Harassment and ragging cell is excellent, 63.3 % of students feel good

17. Sports and Cultural events/ Competition organized in the institution.

43.3 % of Students expressed that they have both the Sports and Cultural events is functioning well and Excellent, 45.7 % of Students feels Good.

18. Helpful attitude of administrators & Faculty members.

40 % of the Students strongly agreed that they got an excellent helpful attitude of administrators and Faculty members, 36.7 % of students feels good and 16.7 % of the students feel it Satisfactory.

19. Promotion of Gender Equity.

Promotion of Gender Equity is Excellent provided by 23.3 % of Students and 63.3 % feels Good about it.

20. Is the campus clean, green and eco- friendly?

Almost every Student were strongly agreed about the Campus cleaning, Green and Eco friendly, 33.3% of Students Feels its Excellent and 46.7 % feels Good.



Head of the Department

**J.J. COLLEGE OF ARTS AND SCIENCE
(Autonomous)**

**J.J. Nagar, Sivapuram Post,
PUDUKKOTTAI - 622 422**





Principal

**Dr.J.PARASURAMAN, M.A., M.B.A., M.C.A.
M.Phil., B.Ed., Ph.D**

PRINCIPAL

**J.J. College of Arts and Science
(Autonomous)**

**J.J. Nagar, Sivapuram Post,
PUDUKKOTTAI - 622 422.**

J.J. College of Arts and Science (Autonomous)
J.J. Nagar, Sivapuram Post, Pudukkottai

Department of Hotel Management

Students Satisfaction Survey on Overall Institutional Performance (2021 - 2022)
Feedback Analysis Report

Number of Responses: 69

1. For question No.1 36% of students have ticked the option 'Excellent' and 58% of students have ticked the option 'Good'. Thus, the majority of students have the positive opinion.
2. For question no.2 38 (55%) of students have ticked the option 'Good' and 20 (29%) students have selected 'Excellent' and 4 (6%) have selected 'Satisfactory'. 4 students (6%) have selected the 'Average' option. Thus, the majority of the students (65) have a positive opinion.
3. For question No.3, the majority of students 35% have chosen the option 'Excellent' and 52% of students gave ticked 'Good'. So, the majority of students gave a positive opinion.
4. For question No.4, 38% went for the option 'Excellent', (43%) went with 'Good'. So the majority have a good opinion.
5. For query No.5, relating to the preparation of Teacher for classes and their communication ability, the first option 'Excellent' has been ticked by 44% of the students and 42% of students have ticked 'Good'. This shows the students are happy with the performance of staff.
6. For query 6, relating to usage of ICT facilities by the Teachers, 97% of students have given the positive feedback.
7. For the 7th query, fairness of evaluation method followed for CIA & Semester examinations, 88% of the students went with option 'Excellent' and 'Good'. This shows the positive opinion of the students.
8. For the 8th query, Mentoring & Counseling system, 62 (90%) of the students go with options 'Excellent', 'Good' and 'Satisfactory'. This shows the positive opinion of the students.



9. For query No.9, 93% of the students have chosen first three options 'Excellent', 'Good' and 'Satisfactory'.
10. For the 10th query, 77% of the students went with options 1 and 2. This shows the positive opinion of the students.
11. For query 11, relating to extension and outreach programmes conducted by the institution 91% of students have given the positive feedback.
12. For the 12th query, availability of Digital resources 82% of the students went with options 1 and 2. This shows the positive opinion of the students.
13. For question No.13, 30% of students have chosen the option 'Excellent' and 48% of students have chosen 'Good'.
14. For query No.14, relating to Scholarships & Freeships provided by the Institution the first option 'Excellent' have ticked by 35% of students and 45% of students have ticked 'Good'. This shows the students are happy with the Scholarships & Freeships.
15. For query No.15, relating to Placement 96% of the students have chosen the first option 'Excellent'.
16. For the 16th query, 83% of students have chosen the option 'Excellent' and 'Good'.
17. For Query 17, on Sports and Cultural events organized by the Institutions, 93% of the students went with the positive opinions 'Excellent' and 'Good'.
18. For query 18, relating to the helpful attitude of administrators & Faculty members, 99% of students gave positive feedback.
19. For query 19, relating to the promotion of Gender equity, 99% of students gave positive feedback.
20. For query No.20, relating to the clean, Green and Eco-friendly campus the first option 'Excellent' has been ticked by 29% of students and 51% of students ticked option 'Good'. This shows the students are happy with environment of the Institution.

[Signature]
27/8/22

Head of the Department

Dr. S. KARTHIKEYAN
B.H.M., M.T.M., M.Phil., M.Sc., M.B.A., Ph.D.
Assistant Professor & Head
Department of Hotel Management
J.J. College of Arts & Science (Autonomous)
Pudukkottai - 622 422.



[Signature]
27/8/22

Principal

Dr. J. PARASURAMAN, M.A., M.B.A., M.C.A.
M.Phil., B.Ed., Ph.D.

PRINCIPAL
J.J. College of Arts and Science
(Autonomous)
J.J. Nagar, Sivapuram Post,
PUDUKKOTTAI - 622 422.

J.J. College of Arts and Science (Autonomous)
J.J. Nagar, Sivapuram Post, Pudukkottai

Department of Physical education

Students Satisfaction Survey on Overall Institutional Performance (2021 - 2022)
Feedback Analysis Report

1. 47.7 % of students felt that there was a periodical updating of curriculum by introducing new courses was Excellent, 45.5 % of Students Said that introducing new course was Good, 2.3 % of students said that it was Satisfactory, 4.5 % of Student said it was poor
2. Nearly 47.7 % of student felt that the suitability of the curriculum for skill development , entrepreneurship and Employability was Excellent, 38.6 % of Students sad it was good for them , 6.8 % of students said it was Satisfactory and Poor
3. The Skill oriented / Value added courses offered by the Department was Excellent for 43.2 % of Students ,Good for 45.5 % of Students, Satisfactory for 4.5 % of Students , Average for 2.3 % of students and Poor for 4.5 % of Students.
4. There was Excellent ambience of Classroom was felt by 43.2% of Students , Good for 40.9% of Students, 6.5% of Students felt it was Satisfactory, 4.5 % of Students Felt it Average and poor .
5. The Preparation of classes and the way of communication was Excellent for 43.2 % of Students , 45.5% of students said it was good, 2.3% of students found it Satisfactory, 4.5 % said it was average and Poor
6. 45.5 % of Students found that the ICT facility usage was Good, 43.2 % found it Excellent, 4.5 % said it was Satisfactory, and poor for 6.8 % of students
7. 52.3% of students said that the evaluation Method was good, 36.4 % of students said it was Excellent, 4.5% said it was Satisfactory, 2.3 % of students found it Average and 4.5% said it was poor.
8. Nearly 50% of students found the mentoring and counseling system good and 36.4% found it Excellent. 6.8% said it was satisfactory and poor.
9. Guest lectures , Seminars, Workshops, conferences organized by the department was effective and Excellent for 38.6% of students Good for 50% of Students , Satisfactory for 6.8% of students, and average and poor for 2.3% of Students.



10. Availability & Utility of equipment for research activities was excellent for 47.7% of Students and 38.6% of students said it was good. 11.4% of students found it Satisfactory and 2.3% said it was poor.
11. 47.7% of Students said that the Extension and outreach programmes conducted by the institution (NSS / RRC / YRC / WEW) was Excellent, 36.4% of the students found it good, 9.1 % found it satisfactory , 2.3 % of Students felt it Average and 4.5% found it Poor.
12. Nearly 43.2% of students found the availability of digital resources was excellent, 40.9% said it was good, 6.8% felt it was satisfactory 2.3% found it average and poor for 6.8% students.
13. The laboratory and library facilities provided by the department was excellent for 47.7% of students, good for 38.6% students 4.5% of students found it satisfactory, average and Poor.
14. The scholarship and freeships provided by the institution was excellent for 38.6% of students and good for 47.7% of students. 4.5% of students felt it satisfactory average and poor.
15. 45.5% of students found excellent for the placement, capacity development and skill enhancement activities organized by the department, 40.9% said it was good, 2.3% found it satisfactory and average and 9.1% felt it poor.
16. Students Grievances were handled excellently for 43.2% of students and 40.9% of students said it was good, 11.4% felt it satisfactory.
17. Sports and cultural events held by the institution was excellent for 43.2% of students and good for 45.5% of students 4.5% of students found it satisfactory.
18. 50% of the students felt the faculty members attitude was helpful and excellent and 38.6% felt it good. 6.8% of students said that it was satisfactory.
19. Promotion of gender equity was excellent for 47.77% of students and good for 43.2% of students. 4.5% students found it satisfactory and poor.
20. Nearly 40.9% students felt that the campus was excellently maintained. 38.6% it was good, 9.1% of students found it satisfactory, 6.8% said it was average.


Head of the Department

Dr. K. JAGATHISBABU Ph.D
Head, Department of Physical Education
J.J.College of Arts and Science(Autonomous)
Pudukkottai-622422




Principal

Dr. J. PARASURAMAN, M.A., M.B.A
M.Phil., B.Ed.
PRINCIPAL
J.J. College of Arts and Science
(Autonomous)
J.J. Nagar, Sivapuram Por
PUDUKKOTTAI - 622

J.J. College of Arts and Science (Autonomous)
J.J. Nagar, Sivapuram Post, Pudukkottai – 622 422

Department of Commerce with Computer Applications
Students Satisfaction Survey on Overall Institutional Performance (2021-2022)
Feedback Analysis Report

The Department of Commerce with Computer Applications received 195 respondents from outgoing students on Institutional Performance as part of feedback survey.

1. On regular updating of Curricula 174 out of which 195(89.23%) have ticked Excellent (88) or Good (86), 16 have ticked Satisfactory. There are only 5 respondents ticking Average (4), Poor (1). So, the responses are highly positive.
2. On the suitability of the courses for Employability/ Entrepreneurship/ Skill Development. 68 have marked them as Excellent and 104 as Good and 18 as Satisfactory. Thus, 185 out of 195 (94.87%) have recorded a positive opinion.
3. On the basis of skill oriented/ Value added courses offered by the Department 171 out of which 195 (87.65%) have ticked Excellent (85) and Good (86), 17 have satisfactory marked as Satisfactory. There are only 10 respondents ticking Average (4) and Poor (3). Therefore, the responses are highly positive.
4. On the regulation of ambience of the classroom is healthy 162 out of which 195 (83%) have marked Excellent (76) and Good (86), 20 have marked Satisfactory. Thus, 13 respondents ticking Average (11) and Poor (2). Therefore, the responses are highly positive.
5. On the management basis the teacher prepared for the classes and was able to communication. 81 have ticked them as Excellent and 90 as Good and 17 as Satisfactory. There are only 7 respondents ticking Average 3, Poor 4. So, the responses are highly positive.
6. On the ICT facilities by the teachers. 170 out of which 195 (87%) have marked Excellent (84) or Good (86), 15 have marked Satisfactory. There are only 10 respondents marking Average (6), Poor (1). Thus, the responses are highly positive.
7. Of the fairness of evaluation method followed for CIA and semester examinations. 77 have given as Excellent and 93 as Good and 17 as Satisfactory. Therefore, 170 out of 195 (87%) have recorded as positive opinion.
8. Mentoring and Counselling system: 157 out of which 195 (80.51%) have opted Excellent (79) and Good (78), 29 have opted as Satisfactory. There are only 9 respondents ticking Average (6) and Poor (3). So, the responses are highly positive.
9. On the effectiveness of Guest Lecturer Programme/ Seminars/ Workshops/ Conferences etc. organized. 78 have marked them as Excellent and 87 as Good and 21 as Satisfactory. Thus, 165 out of 195(84.61%) have recorded a positive opinion.
10. Availability and Utility of equipment for research activities: 166 out of which 195 (85%) have ticked as Excellent (72) or Good (94), 17 have ticked Satisfactory. There are only 12 respondents ticking Average (7) and Poor (5). Therefore, the responses are highly positive.



11. Extension and outreach programmes conducted by the institution (NSS/ RRC/ YRC/ WEW): 81 have given them as Excellent and 82 as Good and 17 as Satisfactory. Thus, 163 out of 195 (83.58%) have recorded highly positive.
12. On the basis of availability of digital resources – Computer/ Internet/ Smart classroom with ICT facility/ WiFi. 165 out of which 195 (84.61%) have ticked Excellent (74) and Good (91), 19 have Satisfactory. There are only 11 respondents ticking Average (7) and Poor (4). Thus, the responses are positive opinion.
13. On the basis of Resources of Laboratory, Library and Reprographic facilities. 171 out of which 195 (87.69%) have opted Excellent (90) and Good (81), 16 have given as Satisfactory. There are only 8 respondents marking Average (6) and Poor (2). So, the responses are positive opinion.
14. Scholarship and Freeships provided by the Institution: 70 have marked as Excellent and 89 as Good and 23 as Satisfactory. Thus, 159 out of which 195 (81.53%) have recorded a positive opinion.
15. On the basis of Placement, Capacity development and skill enhancement activities organized. 162 out of which 195 (83%) have given as Excellent (66) and as Good (96), 19 have given as Satisfactory. There are 19 respondents giving Average and Poor (7). So, the responses are positive opinion.
16. Redressal of student grievances including Harassment and ragging cases: 165 out of which 195 (84.61%) have opted Excellent (84) and Good (81), 24 have opted satisfactory. There are only 6 respondents ticking Average (5) and Poor (1). Thus, the responses are highly positive.
17. Sports and Cultural events / Competitions organized in the institution: 71 have ticked them as Excellent and 87 as Good and 26 as Satisfactory. Thus, 158 out of 195 (83.58%) have recorded as positive opinion.
18. Helpful attitude of administrators and faculty members: 165 out of which 195 (84.61%) have ticked Excellent (73) and Good (92), 18 have ticked Satisfactory. There are only 12 respondents ticking Average (9) and Poor (3). Thus, the responses are positively opinion.
19. On the basis of promotion of gender equity: 171 out of which 195 (87.69%) have opted Excellent (72) and Good (99), 18 have opted Satisfactory. There are 6 respondents ticking Average and Poor (3). Thus, the responses are highly positive.
20. On the basis of Campus clean, green and Eco-friendly. 87 have ticked as Excellent and 79 as Good, 17 have ticked as Satisfactory. There are 12 respondents ticking Average 8 and Poor 4. Thus, 166 out of which 195 (85%) have recorded highly positive.

S. Adackalavan

Head of the Department
Dr. S. Adackalavan, MCA., M.Phil., Ph.D.,
 Head, *CRG*
 Department of Commerce with Computer Applications,
 J.J. College of Arts and Science (Autonomous),
 Sivapuram, Pudukkottai



P. Parasuraman

Principal
Dr. J. PARASURAMAN, M.A., M.B.A., M.C.A.
 M.Phil., B.Ed., Ph.D.,
PRINCIPAL
J.J. College of Arts and Science
 (Autonomous)
 J.J. Nagar, Sivapuram Post,
 PUDUKKOTTAI - 622 422.

J.J. College of Arts and Science (Autonomous)
J.J. Nagar, Sivapuram Post, Pudukkottai

Department of Business Administration

Students Satisfaction Survey on Overall Institutional Performance (2021 - 2022)
Feedback Analysis Report


Number of Respondents : 103

1. On periodical updation of curricula and courses 93/103 (90%) have ticked either 'Excellent' (45) or 'Good' (48). This shows the majority are happy on this count. There are six responses under 'Satisfactory'; and 'Average', four. There are no responses under 'Poor'
2. 98/103 (95%) have positive opinion about the suitability of courses and syllabi for employability/entrepreneurship/skill development.
3. 99/103 (96 %) have positive perceptions about the skill oriented/value added courses offered by the department ('Excellent' -38, 'Good'- 49, 'Satisfactory' -12). Negative responses are negligible ('Average' -4, 'Poor' – Nil')
4. On classroom ambience 38/103 (37%) mark it 'Excellent'; 45/103 (44%) consider it 'Good'; 10/103 feel it is 'Satisfactory' .Seven have ticked 'Average' and three, 'Poor'. The majority 93/103 have a positive perception.
5. Regarding preparation level of teachers and their communication skills, 98/103 have chosen the first three positive responses (('Excellent' -46, 'Good'- 41, 'Satisfactory' -11). There are five responses under 'Average' and no one has marked it 'Poor'. This is a highly positive feedback
6. 97/103 (94%) respondents are satisfied with the use of ICT facilities in teaching. The remaining six have chosen 'Average'
7. 99/103 (96%) respondents have a positive opinion on the fairness of evaluation procedures
8. 97/103 (94 %) are satisfied with the mentoring and counseling system having ticked ('Excellent' -38, 'Good'- 49, 'Satisfactory' -10)
9. The usefulness of the guest lecture programmes is also ranked high with 95/103 (92%) ticking the first three options ('Excellent' -40, 'Good'- 46, 'Satisfactory' -9)

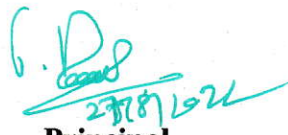


10. 100/103 (97%) consider the facilities for research 'Excellent' -43, 'Good'- 47, 'Satisfactory' -10.
11. The extension and outreach programmes are considered 'Excellent' by 45 respondents; 'Good' by 41, and 'Satisfactory' by 10. This shows 96/103 (%) have positive perceptions on this aspect.
12. 95/103 (92 %) are satisfied with digital classrooms and the WiFi network
13. On Library, Laboratory and Reprographic facilities, 37 consider it 'Excellent'; 51 treat them as 'Good' and 10 see them as 'Satisfactory'. This shows 98/103 (95%) have a high degree of satisfaction
14. 91/103 are satisfied with the scholarships and freeships offered by the institution. There are six responses each under 'Average' and 'Poor'
15. 92/103 (89 %) are satisfied with the employability / training initiatives
16. 96/103 (93 %) are satisfied with the grievance redressal mechanism ('Excellent' -38, 'Good'- 53, 'Satisfactory' -5)
17. Regarding sports and cultural activities 94/103 (91%) have ticked the first three responses ('Excellent' -40, 'Good'- 45, 'Satisfactory' -9)
18. On staff attitude and helpfulness, 100/103 are satisfied ('Excellent' -46, 'Good'- 48, 'Satisfactory' -6)
19. 97/103 (94%) testify positively to the Gender equity in the campus
20. 99/103(96%) consider the campus clean, green and eco-friendly

The survey shows a high degree of student satisfaction on all the queries. The questions on which 'Average' and 'Poor' responses are more than 10 will be bestowed suitable attention by the Department through discrete enquiries with the respondents concerned and corrective action will be initiated to ensure that all students feel really satisfied .


Head of the Department
Dr.V.Sujanya Rekha, Ph.D.,
 Head & Assistant Professor
 Department of Business Administration
 J.J. College of Arts and Science (Autonomous)
 Sivapuram-Post. Pudukkottai.




Principal
Dr.J.PARASURAMAN, M.A., M.B.A., M.C.A
 M.Phil., B.Ed., Ph.D
PRINCIPAL
J.J. College of Arts and Science
 (Autonomous)
 J.J. Nagar, Sivapuram Post,
 PUDUKKOTTAI - 622 422.

J.J. College of Arts and Science (Autonomous)
J.J. Nagar, Sivapuram Post, Pudukkottai

Department of English

Students Satisfaction Survey on Overall Institutional Performance (2021 - 2022)
Feedback Submitted by 93 Students
Feedback Analysis Report

As part of students satisfaction survey a questionnaire was issued in Google Form to 97 outgoing students. 93 responses were received and the opinions are tabulated as follows.

1. 90% of students were satisfied with the newly updated Curriculum with new courses.
2. Majority (89%) of the students had the opinion that the curriculum is suitable for Employability/ Entrepreneurship/Skill Development.
3. Almost all the students have accepted that they were satisfied with the skill-oriented courses offered in the Department.
4. Nearly 90% students had the opinion that they enjoyed good and healthy ambience in the classroom.
5. The teachers preparation and communication was good according to 90% of students.
6. Almost 85% of students were contented with the usage of ICT facility by teachers
7. 87% of students expressed their happiness with the Fairness of Evaluation method followed in CIA and Semester Exam.
8. 88% of students were pleased with the mentoring and counseling system in the Department .
9. As 89% of students had marked positive options - 45% Excellent and 45% good, it has been concluded that Guest Lecture Programme was effective.
10. 86% of students were pleased with the availability and utility of resources provided by the department.
11. With the extension and outreach programmes, 85% of students expressed their satisfaction.
12. 85% of students were contend with the availability of digital resources.
13. 90% of students were pleased with the facilities provided in the Laboratory, and Library.
14. With Scholarship and Freeship facilities provided by the institution, 86% were satisfied.



15. Placement and capacity development and Skill Enhancement were good as per the opinion of most of the students.
16. 89% of the students expressed contentment with the grievances-redressal mechanism.
17. Sports, Cultural events/Competitions conducted in the institution were applauded by 85% of students.
18. 89% of students were pleased with the helpful attitudes of Administrators and faculty members.
19. 88% of students agreed that there was gender equity in the campus.
20. 90% of students were opined that the Campus was clean, green and eco-friendly.

The feedback is highly encouraging. In all queries the first two highly positive responses constitute the majority, percentage-wise. There are very few entries under 'average' and 'poor', where these negative responses are above ten, they would be probed by the department, contacting the respondents through the class tutors to discover if there are any real issues or concrete suggestions. Suitable remedial actions will be initiated and taken care to avoid such negative responses in future.



Head of the Department

**S.SELVI, M.A., M.Ed., M.Phil.,
HEAD**

**DEPARTMENT OF ENGLISH
J.J. COLLEGE OF ARTS AND SCIENCE (Autonomous)
PUDUKKOTTAI - 622 422.**



Principal
Dr. J. PARASURAMAN, M.A., M.B.A., M.
M.Phil., B.Ed.

**PRINCIPAL
J.J. College of Arts and Science
(Autonomous)**

**J.J. Nagar, Sivapuram Post,
PUDUKKOTTAI - 622 422.**

J.J.College of Arts and Science (Autonomous)
J.J.Nagar, Sivapuram Post, Pudukkottai – 622 422

Department of Tamil

Students Satisfaction Survey on Overall Institutional Performance (2021-2022)
Feedback Analysis Report

1. On Periodical revision of Curriculum and Courses 18 out of 20(90%) have given positive feedback choosing one or the other of the first 3 options.
2. On the suitability of the courses for employability/Entrepreneurship/ Skill Development, 18 out of 20 have ticked either excellent (3), good (12), and satisfactory (3), this shows 90% and satisfied with the relevance of the Courses and syllabi.
3. On the provision of Skill based/Value Added Courses, 18 out of 20 have expressed a high degree of satisfaction
4. On class room ambience too, 85% (17 out of 20) have given positive feedback.
5. On the level of preparation and communicative skills of teachers 19 out 20, have provided positive feedback.
6. On the teachers using ICT facilities also, 16 out of 20 (80%) have given a positive opinion.
7. On the fairness of evaluation methods 6 have ticked 'excellent' and 9 have chosen 'good' 3 have ticked 'satisfactory'. This shows the majority have a positive opinion.
8. On the mentoring and counseling system, 17 out of 20 (85%) have expressed their positive opinion.
9. On the effectiveness of Guest lecture programs/Seminars/Workshops/ Conferences organized 6 have selected 'excellent', 7 have chosen 'good' and 3 have ticked 'good'. So, this shows the majority of students have given positive feedback.
10. On the availability and utility of equipment of research activities 18 out of 20 students (90%) have given a positive feedback.
11. On extension and outreach programs conducted by the institution, 7 students felt they were 'excellent', 6 students felt they were 'good', and 3 have picked 'satisfactory'. Hence the overall is highly positive. (16/20 - 80%)
12. On availability of Digital resources 17 out of 20 students, thought that the institution has enough digital facilities.
13. On the library facilities, more than 90% of the students said that the library stock were sufficient.
14. On scholarship and free ships provided by the Institution 80% of students have recorded a positive feedback.
15. On the skill enhancement activities conducted by the College, 7 have answered 'excellent', 6 have replied 'good', 2 have ticked 'satisfactory'. All put together more than 70% gave their positive opinion.



16. On redressal of student grievances including harassment 17 out of 20 (85%) students expressed a good opinion.
17. On the cultural events and competitions conducted by the institution 85% of students have ticked the positive opinion.
18. On the helpful attitude of administrators and faculty members, 35% selected 'excellent', 45% picked 'good' this shows 80% students got help the from management, faculty members and others wherever need arises.
19. On promotion of gender equity, the institution and faculty members give equal opportunities to girls and boys in everything; hence the 90% of students have satisfied.
20. On the eco friendly campus, 85% of respondents gave positive feedback.

Conclusion:

The overall feedback is highly positive. However the department will continue to devise new strategies to satisfy all students, so that there are no negative responses or perceptions.


Head of the Department

Dr. H. Dhayanidhy
Head, Dept. of Tamil
J.J. College of Arts and Science (Autonomous)
Sivapuram, Pudukkottai - 622 422.




Principal

Dr. J. PARASURAMAN, M.A., M.B.A., M.C.A.,
M.Phil., B.Ed., Ph.D.,
PRINCIPAL
J.J. College of Arts and Science
(Autonomous)
J.J. Nagar, Sivapuram Post,
PUDUKKOTTAI - 622 422.